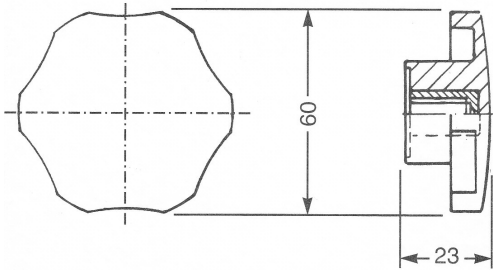
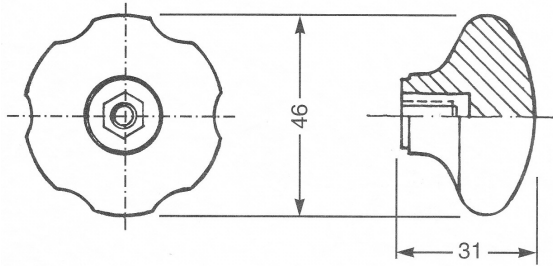


## HANDWHEELS (SOLID BAKELITE)



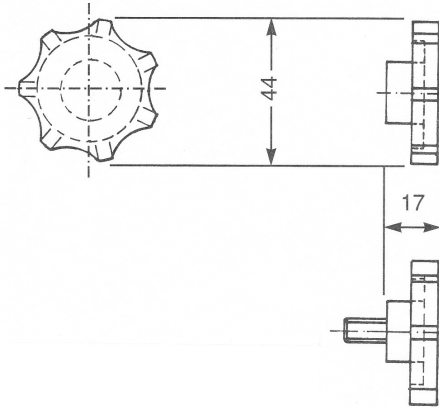
### HP104

- WITH THREADED BRASS INSERTS  
1/4", 5/16", 3/8" BSW AND M8
- THREAD DEPTH IS  
1.5 x THREAD DIAMETER



### HP W2

- WITH BRASS INSERT 1/4" BSW OR 5/16" BSW
- PROVISION TO INCLUDE COMPANY LOGO  
(1000 AND OVER)
- THREAD DEPTH IS  
1.5 x THREAD DIAMETER



### HPT 1

- WITH BRASS INSERT 1/4" OR 5/16" BSW
- THREAD DEPTH IS  
1.5 x THREAD DIAMETER